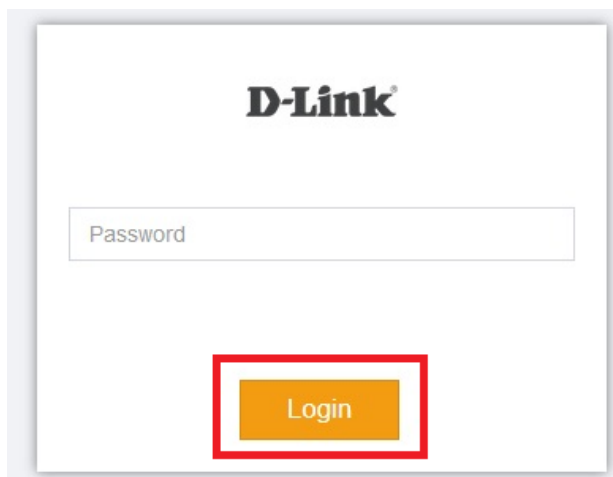


Anleitung zur manuellen Einstellung der Internetverbindung

Für DWR-978 Rev.A

For the manual internet connection setup please follow the described steps.

1. Connect via LAN-cable to the DWR-978.
The Ethernet connection obtains an IP-address automatically.
2. Open a web browser and open the address **http:192.168.0.1**
 - If you already have configured your DWR-978, then go to [point 5](#) on the next page as next.
 - If the DWR-978 is not configured before, then it has no Password.
Let the Password-field empty and click on **Login**.



3. Enter an Admin-Password.
This must contains letters and numbers.

Then click on **Change Password**.

D-Link

Change Administrator Password

As a security precaution, you must update the administrator password before continuing. Enter a new password below and re-enter a second time to verify.

.....

.....

New password must be different from default and must not be blank.

Change Password

4. Then click on **Login**.

D-Link

Administrator Password Changed

You have just changed the default password for system administrator.

Please login to this system with new password now.

Login

5. Log-in with your Admin-Password.

The image shows the D-Link login interface. At the top center is the D-Link logo. Below it is a password input field with a red border and a red double-line underline, containing several dots. Below the password field is a yellow 'Login' button with a red border.

6. For the 4G/5G internet connection you can let the **Dual WAN Settings** at default settings.

You can disable the **Dual WAN** and the **Fail Over**.
It is important that **Primary WAN** is set to **Mobile**.

If you have made changes then you must click on **Submit**.

The image is a screenshot of the D-Link web interface's 'Network (WAN)' settings page. On the left is a navigation menu with 'Settings' and 'Network (WAN)' highlighted with red boxes. The main content area shows 'Dual WAN Settings' with 'Dual WAN' and 'Fail Over' checked. The 'Primary WAN' dropdown is set to 'Mobile' and is highlighted with a red box. The 'Secondary WAN' dropdown is set to 'Ethernet WAN'. At the bottom right, there is a yellow 'Submit' button and a 'Cancel' button, both highlighted with red boxes.

7. Many mobile provider are selectable.

- Set the **Dial-Up Profile** to **Manual**.
- At **Country** choose the country from where the SIM card is from.
- At **Telecom** pick the mobile ISP from this your SIM card is.
- If the SIM-card is secured with a PIN, please enter this at **Pin Code**.

Internet Connection	Mobile	Mobile
Dial-Up Profile	Manual	
Prefer Service Type	Auto Mode	
Country	Switzerland	
Telecom	Swisscom_Corporate	
Username	testprofil	
Password	temporary	
Dialed Number	*99#	
Authentication		
APN	corporate.swisscom.ch	
PDP Type	Auto	
Pin Code		
Reconnect Mode	Auto	

At next at [Point 9](#) or see Point 8 on the next page.

8. If the mobile ISP isn't selectable or you want to configure the internet connection manually:

- Set the **Dial-Up Profile** to **Manual**.
- At **Username** and at **Password** enter the access data if necessary.
- At **Authentication** select **Auto**.
- At **APN** enter the APN of your mobile ISP.
- If the SIM-card is secured with a PIN, please enter this at **Pin Code**.

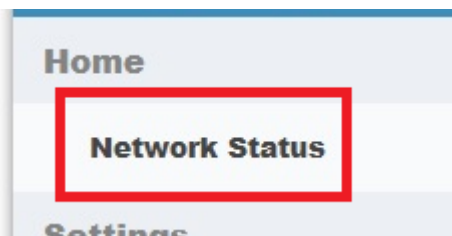
See also the example-list of mobile ISP data from [Page 7](#).

Internet Connection	Mobile	Mobile
Dial-Up Profile	Manual	
Prefer Service Type	Auto Mode	
Country		
Telecom		
Username	Username	
Password	Password	
Dialed Number	*99#	
Authentication	Auto	
APN	APN	
PDP Type	Auto	
Pin Code	1234	
Reconnect Mode	Auto	
Primary DNS Server		

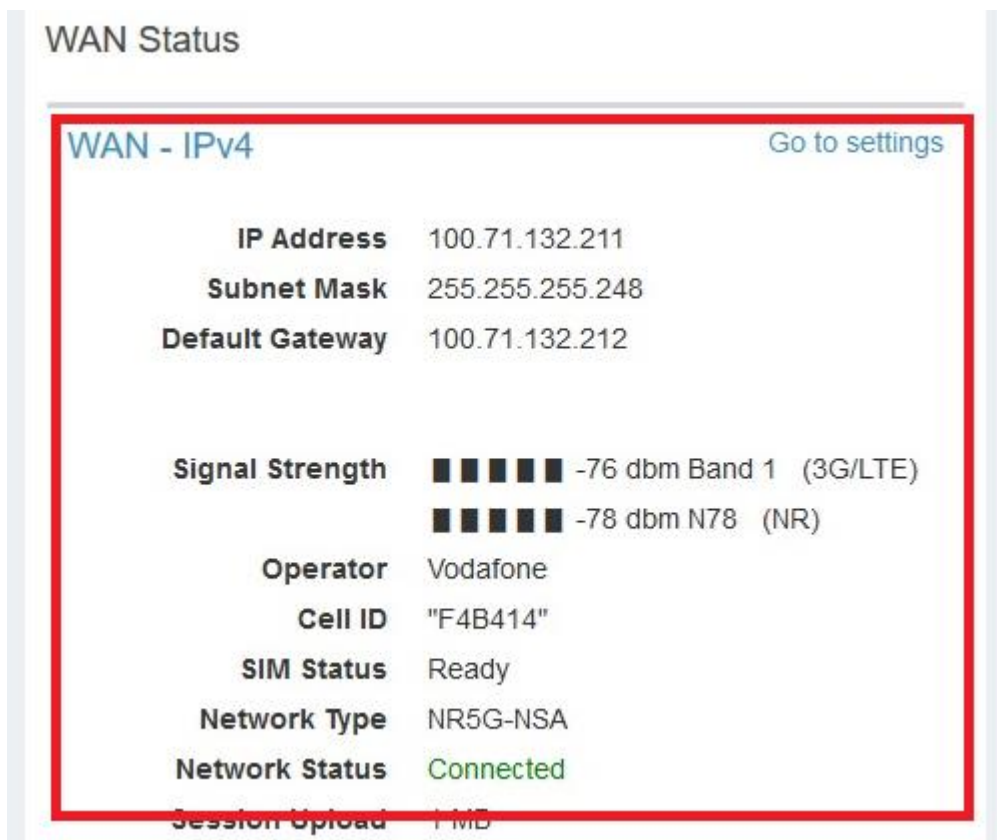
9. Beneath click on **Submit** to take over the settings.



10. Wait some minutes.
Enter the menu upper-left **Network Status**.



The internet connection will be displayed **Connected**.



Germany

Freenet (Vodafone Net)
APN: web.vodafone.de
Dial Number: *99#
No Username/Password

Freenet (Telekom Net)
APN: internet.telekom
Dial Number: *99#
Username: t-mobile
Password: tm

Freenet (Telefonica Net) Postpaid
APN: internet
Dial Number: *99#
No Username/Password

Freenet (Telefonica Net) Prepaid
APN: pinternet.interkom.de
Dial Number: *99#
No Username/Password

E-Plus, Base
APN: internet.eplus.de
Dial Number: *99#
Username: eplus
Password: internet

Aldi
APN: internet.eplus.de
Dial Number: *99#
Username: eplus
Password: internet

Aldi Tagesflat
APN: tagesflat.eplus.de
Dial Number: *99#
Username: eplus
Password: internet

Blau
APN: internet.blau.de
Dial Number: *99#
Username: blau
Password: blau

O2
APN: internet
Dial Number: *99#
No Username/Password

Lidl, Fonice
APN: printernet.interkom.de
Dial Number: *99#
No Username/Password

Lidl Connect / Lidl Connect by Vodafone

APN: web.vodafone.de

Dial Number: *99#

No Username/Password

Deutsche Telekom

APN: internet.telekom

Dial Number: *99#

Username: tm

Password: tm

Congstar, Ja! mobil, Penny

APN: internet.telekom

Dial Number: *99#

Username: tm

Password: tm

Congstar X (IPv6)

APN: internet.t-mobile

Dial Number: *99#

Username: tm

Password: tm

Congstar X (IPv4)

APN: internet.t-d1.de

Dial Number: *99#

Username: internet

Password: t-d1

MCC: 262

MNC: 1

Klarmobil (Telekom Net)

APN: internet.telekom

Dial Number: *99#

Username: tm

Password: tm

Vodafone, Klarmobil D2-Net, FYFE

APN: web.vodafone.de

Dial Number: *99#

No Username/Password

Klarmobil O2-Net

APN: internet

Dial Number: *99#

No Username/Password

SimplyTel (Vodafone Net)

APN: web.vodafone.de

Dial Number: *99#

No Username/Password

SimplyTel (Telefonica Net)

APN: internet

Dial Number: *99#

No Username/Password

Tchibo
APN: webmobil1
Dial Number: *99#
No Username/Password

1&1 (Vodafone Net)
APN = web.vodafone.de
Dial Number: *99#
No Username/Password

1&1 (Telefonica Net)
APN = internet.eplus.de
Dial Number: *99#
No Username/Password

Alice (Telefonica Net)
APN: internet.partner1
Dial Number: *99#
No Username/Password

Tele2 (Vodafone Net)
APN: web.vodafone.de
Dial Number: *99#
No Username/Password

Lebara
APN: internet.lebara.de
Dial Number: *99#
Username: Lebara
Passwort: 1234

Unitymedia Mobil
APN: internet.partner
Dial Number: *99#
No Username/Password

=====
=====

Austria

A1
APN: A1.net
Dial Number: *99#
Username: ppp@A1plus.at
Password: ppp

Bob.at
APN: bob.at
Dial Number: *99#
Username: data@bob.at
Password: ppp

Roaming muss im DWR-978 eingeschaltet werden.

One Orange
APN: web.one.at
Dial Number: *99#
Username: web
Password: web

Tele.Ring
APN: web
Dial Number: *99#
Nebutzername: web@telering.at
Password: web

Yesss!

APN: web.yesss.at

Dial Number: *99#

No Username/Password

Roaming muss im DWR-978 eingeschaltet werden.

Drei.at

APN: drei.at

Dial Number: *99#

Username: drei

No Password

Roaming muss im DWR-978 eingeschaltet werden.

Georg

APN: webapn.at

Dial Number: *99#

No Username/Password

Roaming muss im DWR-978 eingeschaltet werden.

HoT

APN: webaut

Dial Number: *99#

No Username/Password

Roaming muss im DWR-978 eingeschaltet werden.

T-Mobile Austria - Normalo
APN: internet.t-mobile.at
Dial Number: *99#
Username: t-mobile
Password: tm

T-Mobile Austria - Business
APN: business.gprsinternet
Dial Number: *99#
Username: t-mobile
Password: tm

UPC mobiles Internet
APN: internet.at.upcmobile.com
Dial Number: *99#
No Username/Password

Tchibo mobil
APN: mass.at
Dial Number: *99#
No Username/Password

Roaming muss im DWR-978 eingeschaltet werden.

=====
=====

Switzerland

Salt (Postpaid)

APN: internet

Dial Number: *99#

No Username/Password

Salt (Prepaid)

APN: click

Dial Number: *99#

No Username/Password

Salt (Standard)

APN: mobileoffice3g

Dial Number: *99#

No Username/Password

Sunrise

APN: internet

Dial Number: *99#

No Username/Password

Swisscom

APN: gprs.swisscom.ch

Dial Number: *99#

Username: gprs

Passwort: gprs

Swisscom Corporate
APN: corporate.swisscom.ch
Dial Number: *99#
Username: testprofil
Passwort: temporary

=====
=====

Liechtenstein

Salt.li
APN: internet-ofl
Dial Number: *99#
No Username/Password

FL1 (Telekom Liechtenstein - ehemals Mobilkom.li)
APN: FL1
Dial Number: *99#
Username: gprs@a1plus.at
Passwort: fl1

=====
=====

Belgium

Mobistar (Orange) Business

APN: web.pro.be

Dial Number: *99#

Username: mobistar

Passwort: mobistar

Mobistar (Orange) MWorld

APN: mworld.be

Dial Number: *99#

No Username/Password

Mobistar (Orange) Personal

APN: internet.be

Dial Number: *99#

Username: mobistar

Passwort: mobistar

Mobistar (Orange) Internet Everywhere

APN: iew.be

Dial Number: *99#

Username: mobistar

Passwort: mobistar

Lycamobil

APN: data.lycamobile.be

Dial Number: *99#

Username: lmbe

Password: plus

Proximus Inter
APN: internet.proximus.be
Dial Number: *99#
No Username/Password

Base
APN: gprs.base.be
Dial Number: *99#
Username: base
Passwort: base

Telenet Binnenland
APN: telenetwap.be
Dial Number: *99#
No Username/Password

King, Kong Supersize of KLIK: telenetwap.be
King Surf of Kong Surf: mobile.internet.be

Telenet Buitenland
APN: telenetwap.be
Dial Number: *99#
No Username/Password

King, Kong Supersize of KLIK: telenetwap.be
King Surf of Kong Surf: mobile.internet.be

=====
=====

Netherlands

Vodafone NL Non-Business

APN: live.vodafone.com

Dial Number: *99#

Username: vodafone

Passwort: vodafone

Vodafone NL Business

APN: office.vodafone.nl

Dial Number: *99#

Username: vodafone

Passwort: vodafone

Tele2

APN: data.tele2.nl

Dial Number: *99#

No Username/Password

KPN Internet Postpaid

APN: KPN4G.nl

Dial Number: *99#

Username: KPN

Passwort: gprs

KPN Internet Postpaid

APN: internet

Dial Number: *99#

Username: KPN

Passwort: gprs

MCC: 204

MNC: 8

KPN Internet Postpaid

APN: fastinternet

Dial Number: *99#

No Username/Password

KPN Internet Postpaid
APN: portalmmm.nl
Dial Number: *99#
No Username/Passwort
MCC: 204
MNC: 8

KPN Internet Prepaid
APN: prepaidinternet
Dial Number: *99#
No Username/Passwort
MCC: 204
MNC: 8

Siehe auch

<https://apnsettings.gishan.net/apn/301/netherlands/kpn-mobile>

https://mobilebroadbandprovider.info/nl/KPN_NL/

Telfort
APN: internet
Dial Number: *99#
No Username/Password

Ändern:

T-Mobile
APN: smartsites.t-mobile
Dial Number: *99#
No Username/Password

Orange NL
APN: internet
Dial Number: *99#
Username: orange
Passwort: orange
MCC: 204
MNC: 20

=====
=====

Luxemburg

LUXGSM
APN: web.pt.lu
Dial Number: *99#
No Username/Password

Tango
APN: internet
Dial Number: *99#
Username: tango
Passwort: tango

Orange
APN: orange.lu
Dial Number: *99#
No Username/Password

VOXmobile
APN: vox.lu
Dial Number: *99#
No Username/Password