

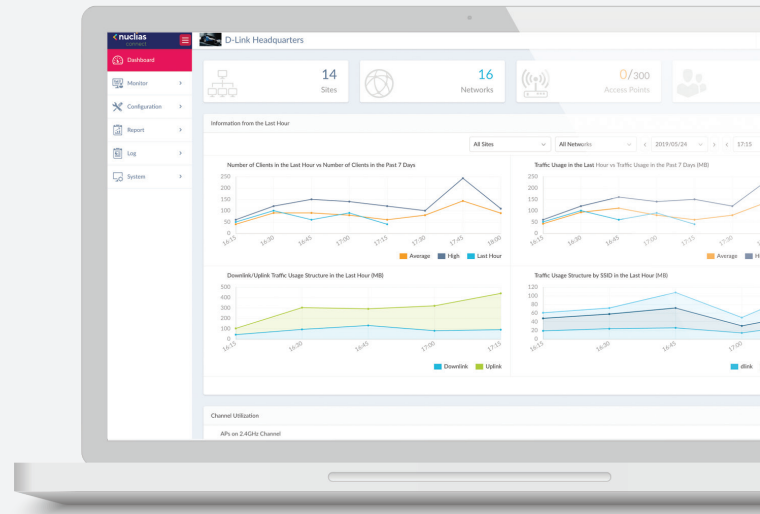
NUCLIAS CONNECT AC2300 WAVE 2 ACCESS POINT

DAP-2682



Nuclias Connect Overview

Welcome to Nuclias Connect, D-Link’s centralized management solution for Small-to-Medium-Sized Business (SMB) networks. Nuclias Connect makes it easier to analyze, automate, configure, optimize, scale, and secure your network – delivering the convenience of an Enterprise-wide management solution, at an SMB price.



▲ Intuitive Dashboard Interface

Solution Features

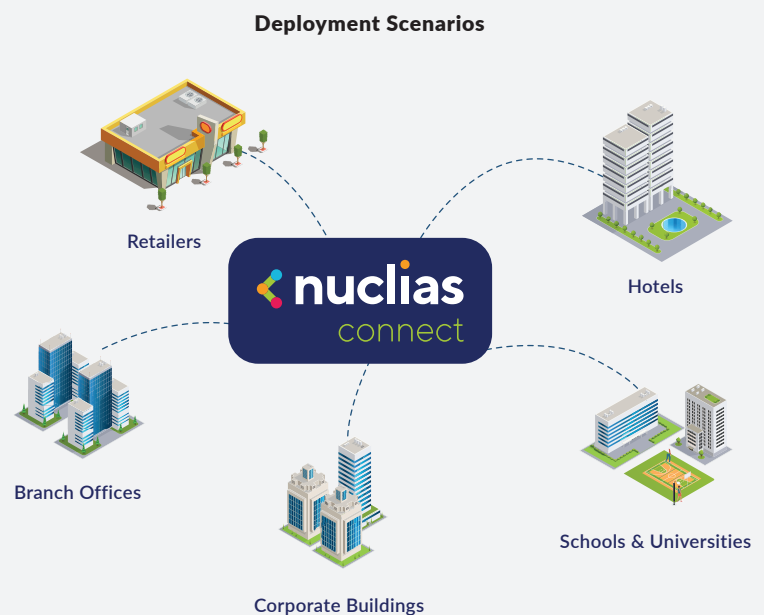
- » Free-to-Download Nuclias Connect Management Software
- » License-Free Access Points
- » Backwards-Compatibility
- » Intuitive Interface
- » Inexpensive Hardware Controller*
- » Traffic Reporting and Analytics
- » Remote Configuration and Batch Configuration
- » Role-Based Administration
- » Searchable and Auditable Event and Change Logs
- » 802.1x and RADIUS Server, POP3, LDAP
- » Multilingual Support
- » Front-Desk Ticket Management
- » Authentication and Payment Gateway (Paypal) Integration via Customizable Captive Portal

Solution Benefits

1 / Network-Wide Management

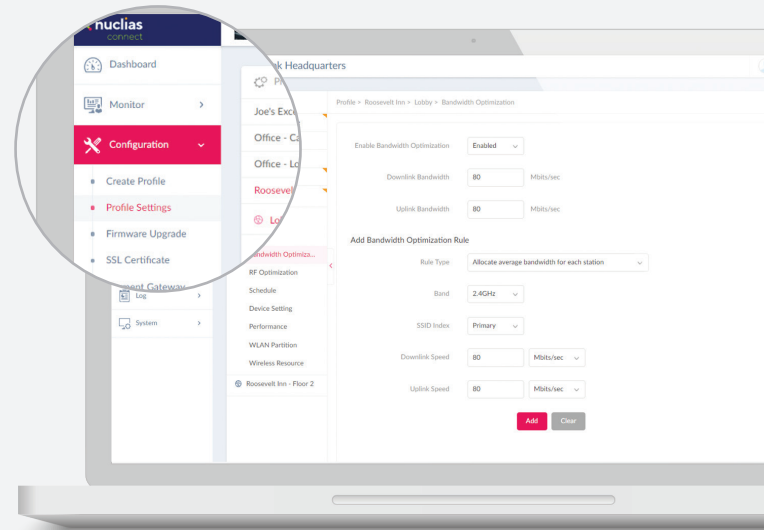
Free to install on Windows Server (or Linux via Docker), the Nuclias Connect software currently supports a dozen new and legacy D-Link Access Point (AP) models, and is capable of managing up to one thousand APs. Coupled with the Nuclias Connect mobile app and an inexpensive optional hardware controller (The Hub*), Nuclias Connect is even suitable for remote locations where a dedicated PC or server might be impractical.

*Please contact your local D-Link distributor for availability



2 / Flexibility to Meet Your Needs

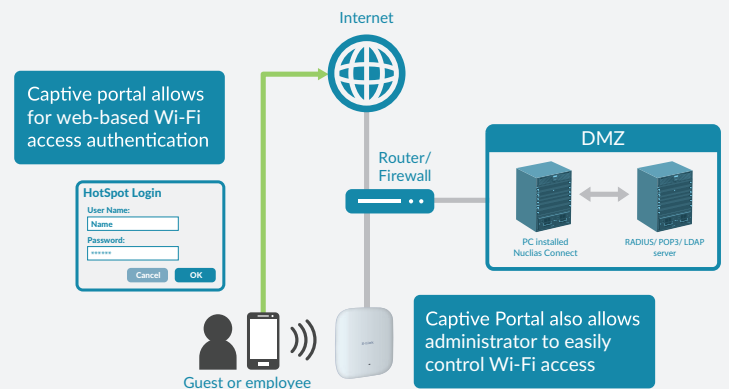
Through software-based monitoring and remote management of all wireless Access Points (APs) on your network, Nuclias Connect offers tremendous flexibility compared to traditional hardware-based management systems. Configuration can be done remotely and management software is customizable. Nuclias Connect enables control and analytics of a broad or fine granularity, presentable in a variety of formats. Additionally, admins can provide and manage a variety of distributed deployments, including the option to configure settings and customize admin accounts for each deployment. Nuclias Connect gives you the financial and technical flexibility to expand from a small network to a larger one (up to 1,000 APs), while retaining a robust and centralized management system.



▲ Network-Wide Configuration

3 / Easy Administration

Network admins can grant localized management authority for local networks. In addition, because APs can support eight SSIDs per radio, administrators have the option of using one SSID to create a guest network for visitors. Nuclias Connect allows for multiple user authentications and also makes it possible to configure specific access controls for each SSID, giving admins the option of configuring separate internal networks for different subnets. This means that more advanced Value-Added Services, such as Captive Portal or Wi-Fi Hotspot, can be used to help manage wireless network traffic.



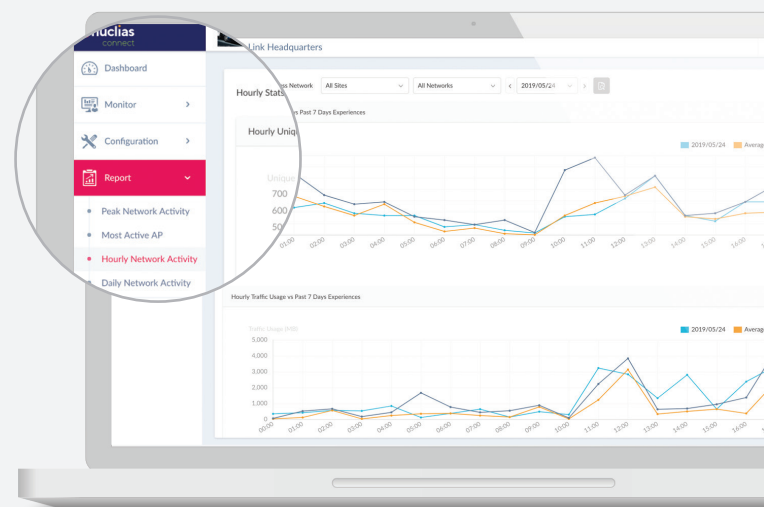
▲ Captive Portal with Customizable Login Page

4 / Insights at a Glance

Gain an extensive understanding of your network through usage analytics and status reports which can be viewed easily at a glance. Insights derived from traffic data can create business value. Traffic can be viewed across the entire network or at the level of a single AP.

5 / Network Security and Data Privacy

Nuclias Connect balances the need for access convenience with the need for security. All communications over the system are encrypted (WPA2™/WPA3™), with your user data never leaving your possession. Additional security measures (such as firewalls) can also be added to your network, with no unneeded technical difficulty.



▲ Statistics - Hourly Network Activity

Product Introduction

The DAP-2682 Nuclias Connect AC2300 Wave 2 Access Point is designed to support Small-to-Medium Businesses (SMB) or Enterprise environments by providing network administrators with secure and manageable dual-band wireless LAN options, and utilizing the cutting-edge speed of Wireless AC.

Wireless Performance

- » New-generation IEEE 802.11ac wireless
- » High-speed 2300 Mbps throughput¹
- » Dedicated Gigabit LAN port for a wired connection
- » Powerful Wi-Fi Multimedia™ Quality of Service (QoS)
- » Load balancing to optimize performance between access points
- » Airtime Fairness and Band Steering to enhance user experience

Extensive Management

- » Powerful management, monitoring, and troubleshooting functionality with Nuclias Connect
- » Flexible access through web (HTTP), SSL, SSH, and Telnet
- » Multiple operation modes including Access Point, Wireless Distribution System (WDS), WDS with Access Point, and Wireless Client
- » Wireless scheduling to manage Access Point activity

Trusted Security

- » WPA™/WPA2 Enterprise/Personal²
- » WPA3 Personal
- » 64/128-bit WEP
- » MAC-based access filtering and WLAN partitioning
- » Captive Portal with industry-standard authentication
- » VLAN support for network segmentation

Versatile Installation

- » Powered by IEEE 802.3at Power over Ethernet for remote installation
- » Multiple installation options including desktop, wall and ceiling mounting

Technical Specifications

General		
Device Interfaces	IEEE 802.11a/b/g/n/ac wireless	2 x Gigabit LAN (1 x PoE supported)
Standards	IEEE 802.11a/b/g/n/ac IEEE 802.3u/ab	IEEE 802.3az Energy-Efficient Ethernet (EEE) IEEE 802.3at Power over Ethernet
Antennas	4 x internal dual-band antennas <ul style="list-style-type: none"> • 3.7 dBi at 2.4 GHz • 4.8 dBi at 5 GHz 	
Operating Frequency ³	2.4 GHz band: 2.4 to 2.4835 GHz	5 GHz band: 5.15 to 5.35 GHz, 5.47 to 5.85 GHz
Maximum Output Power	2.4 GHz band: <ul style="list-style-type: none"> • FCC: 28 dBm • ETSI: 16 dBm 	5 GHz band: <ul style="list-style-type: none"> • FCC: 28 dBm • ETSI: 24 dBm
Data Signal Rate	2.4 GHz band: Up to 600 Mbps ¹	5 GHz band: Up to 1700 Mbps ¹
Functionality		
Security	WPA3 Personal WPA2 Personal/Enterprise WPA Personal/Enterprise WEP 64/128-bit encryption	SSID broadcast disable MAC address access control Internal RADIUS server
Network Management	Telnet Secure Telnet (SSH) Web (HTTP)	Secure Socket Layer (SSL) Traffic control D-Link Nuclias Connect
LEDs	Power/status	
Physical		
Dimensions (W x D x H)	190 x 190 x 43.7 mm (7.48 x 7.48 x 1.172 in)	
Weight	545 g (1.20 lbs) without mounting bracket	587 g (1.29 lbs) with mounting bracket
Power Supply	External power adapter: 12 V/2.5 A	IEEE 802.3at PoE
Maximum Power Consumption	15.5 W	
MTBF	341,897 hours	
Temperature	Operating: 0 to 40 °C (32 to 104 °F)	Storage: -20 to 65 °C (-4 to 149 °F)
Humidity	Operating: 10% to 90% non-condensing	Storage: 5% to 95% non-condensing
Certifications	FCC CE ⁴	UL

Order Information	
Part Number	Description
DAP-2682	Nuclias Connect AC2300 Wave 2 Access Point

¹ Maximum wireless signal rate derived from IEEE standard 802.11 and 802.11ac specifications. Actual data throughput will vary. Network conditions and environmental factors, including volume of network traffic, building materials and construction, and network overhead, lower actual data throughput rate. Environmental factors will adversely affect wireless signal range.

² WPA/WPA2 Enterprise encryption only supported in AP mode.

³ Please note that operating frequency ranges vary depending on the regulations of individual countries and jurisdictions.

⁴ For the EU region, this product is compliant with CE regulations and operates within the following frequency ranges: 2.4 - 2.4835 GHz, 5.150 - 5.250 GHz, 5.250 - 5.350 GHz, and 5.70 - 5.750 GHz.

Updated 2/1/2023